



ಬೃಹತ್ ಬೆಂಗಳೂರು ಮಹಾನಗರ ಪಾಲಿಕೆ  
Bruhat Bengaluru Mahanagara Palike



# BBMP COVID-19 WAR ROOM 04.03.2023

BBMP / COVID-19 WAR ROOM / BULLETIN – 1076/ 04.03.2023 / #BBMPfightsCOVID19



# OVERVIEW OF COVID-19 IN BENGALURU



## CASE TRENDS

ACTIVE CASES

266

Confirmed Cases

79

18,78,316<sup>#</sup>

Recovered Cases

62

18,61,059<sup>#</sup>

Death Cases

0

16,991<sup>#</sup>



## HOSPITALIZATION

21

ICU – V

1

ICU

6

HDU

3

General

11

INCLUDES GOVT. QUOTA AND PRIVATE WALK-IN HOSPITALIZATION



## VACCINATION

31

2,06,96,033<sup>#</sup>

First Dose

4

96,89,301<sup>#</sup>

Second Dose

15

95,10,968<sup>#</sup>

Precaution Dose

12

14,95,764<sup>#</sup>



## TRIAGING

MTU

5

Tele Triage

72



## ACTIVE CZs

0

MCZs (< 5 cases)

0

Clusters (> 5 cases)

0



## TESTING

772

3,21,86,039<sup>#</sup>

RAT

155

RTPCR

617

Positivity : 7.06%

\*FOR LAST 7 DAYS

# : indicates cumulative numbers till date



# ABSTRACT OF COVID-19 SCENARIO IN BENGALURU


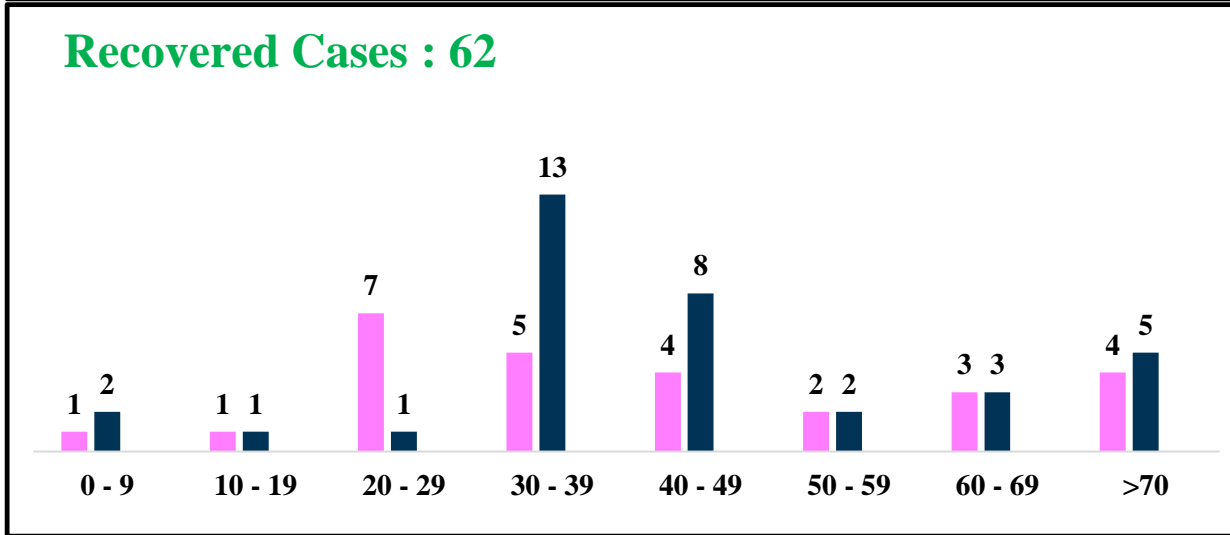
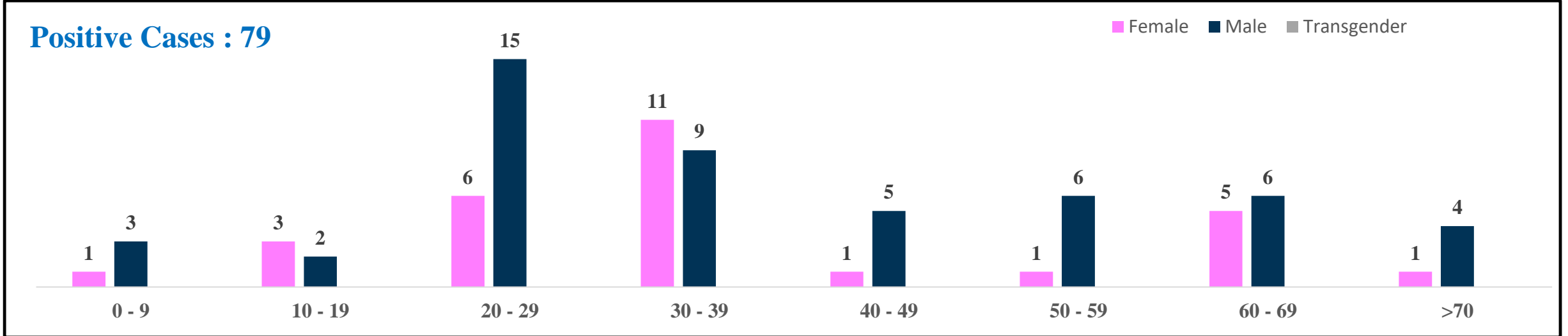


	MALE			FEMALE			TRANSGENDER			TOTAL		
	Last 24 Hours	Last 7 Days	Cumulative	Last 24 Hours	Last 7 Days	Cumulative	Last 24 Hours	Last 7 Days	Cumulative	Last 24 Hours	Last 7 Days	Cumulative
<b>Positive Cases</b>	50	211	11,07,510	29	148	7,70,610	0	0	196	79	359	18,78,316
<b>Recovered Cases</b>	35	121	10,95,023	27	105	7,64,906	0	0	187	62	226	18,61,059
<b>Death Cases</b>	0	0	10,761	0	0	6,226	0	0	4	0	0	16,991
<b>Total Tests Done</b>	<b>In Last 24 hrs. : 772</b>			<b>In last 7 days : 5,083</b>			<b>Cumulative : 3,21,86,039</b>					
<b>Vaccine Doses Administered</b>	<b>In Last 24 hrs. : 31</b>			<b>In last 7 days : 425</b>			<b>Cumulative : 2,06,96,033</b>					
<b>ACTIVE CASES</b>									<b>266</b>			

\*Covid deaths occurred today : 00 | Covid deaths occurred beyond last 24hrs., reported today : 00



# LAST 24 HOURS AGE GROUP AND GENDER WISE DISTRIBUTION

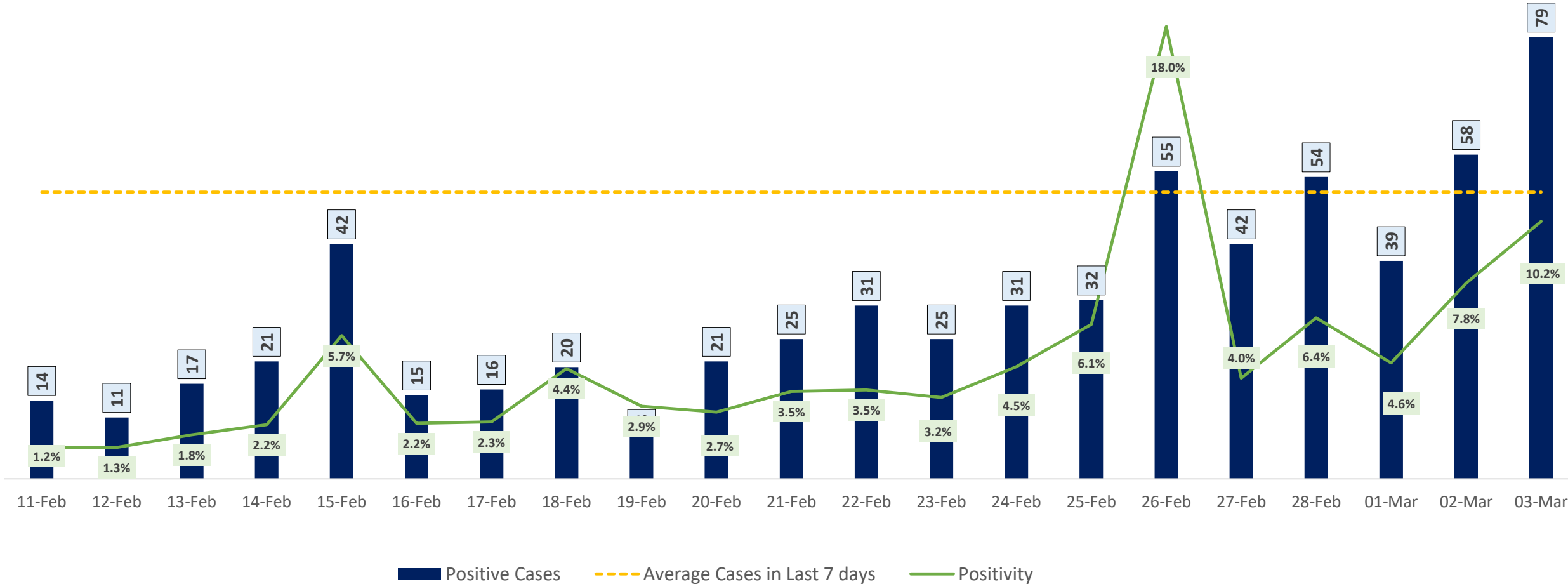




# POSITIVITY RATE OF BENGALURU – LAST 21 DAYS



Average Cases in Last 7 days : 51

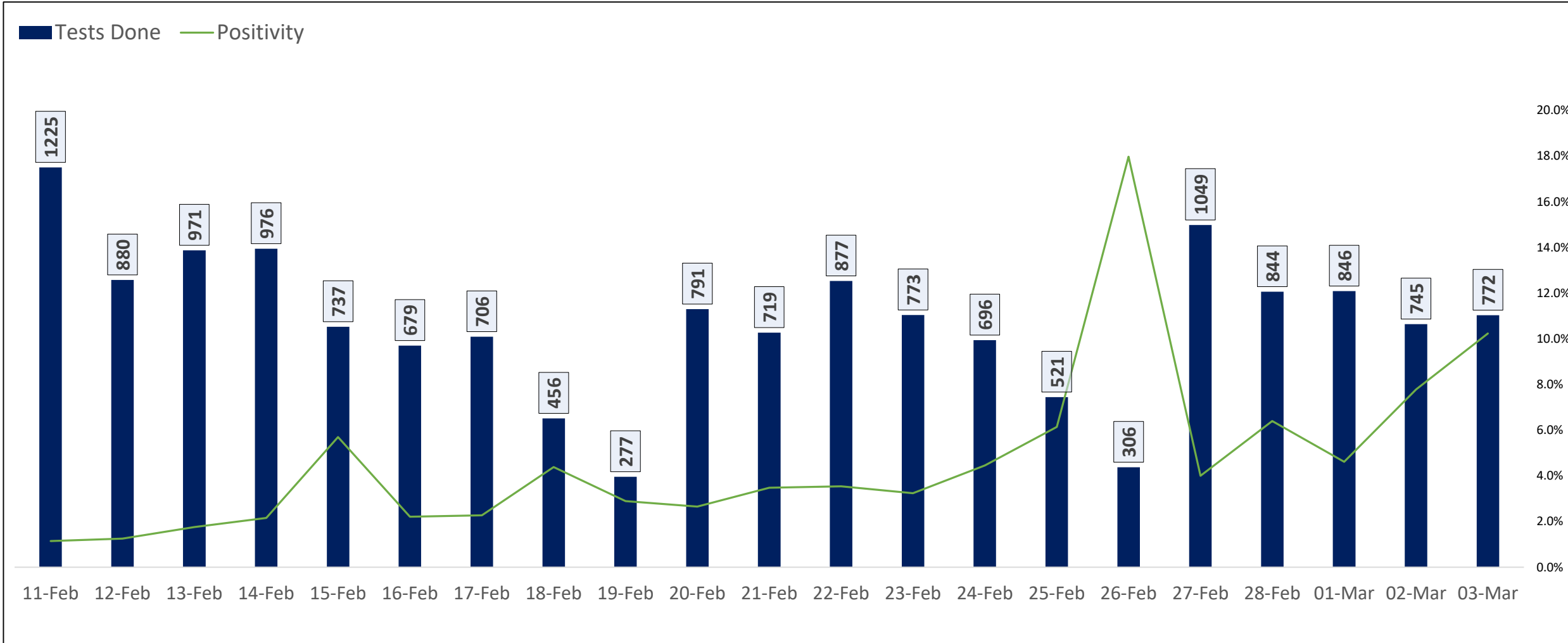




# TESTING TRENDS IN BENGALURU

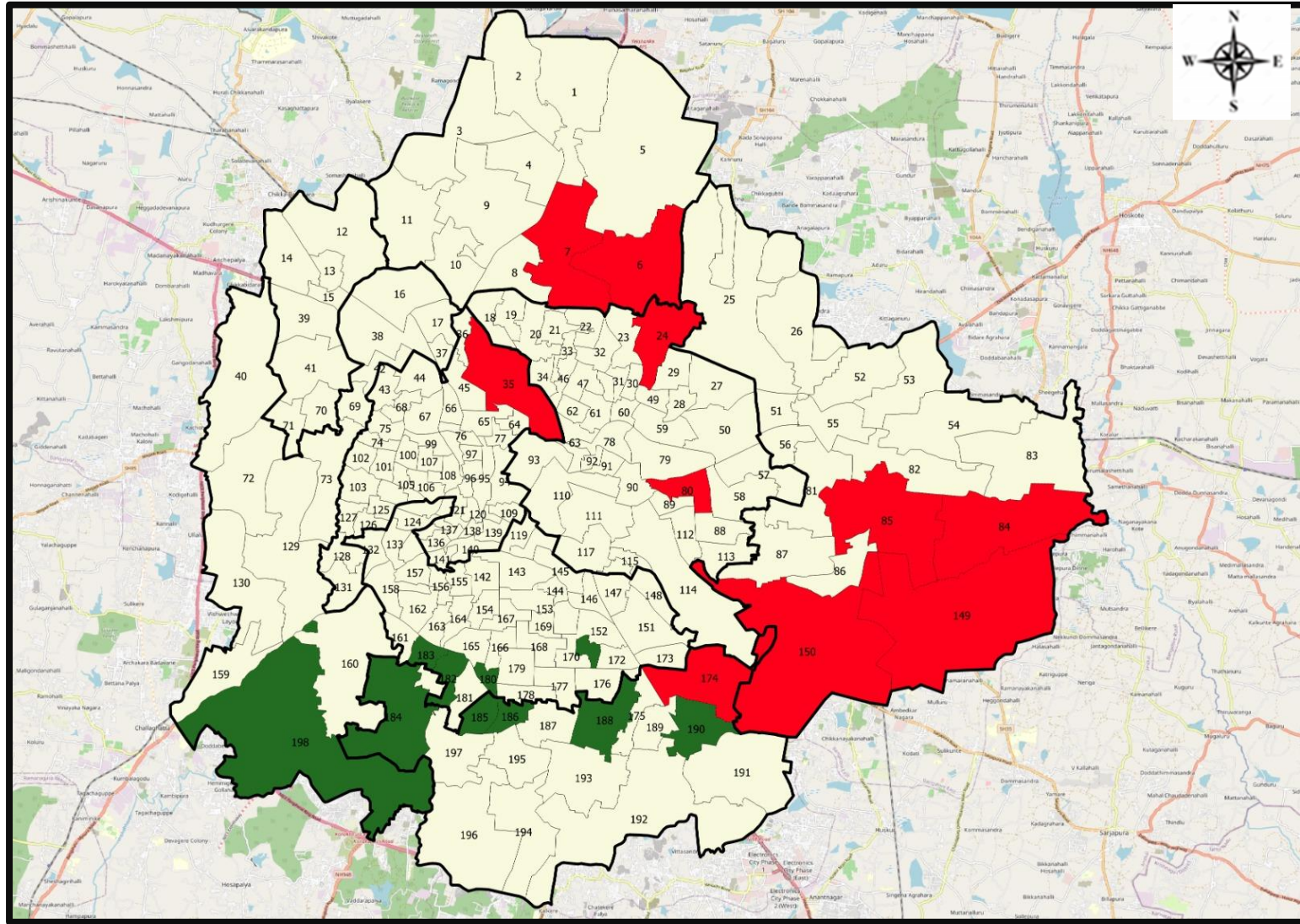


Total Test Conducted Till Date	Test Conducted Last 24 hours	Last 7 Days Average
3,21,86,039	772	726





# BENGALURU URBAN MAP SHOWING TREND OF POSITIVE CASES IN LAST 7 DAYS



## Top 10 wards reporting highest number of positive cases in last 10 days

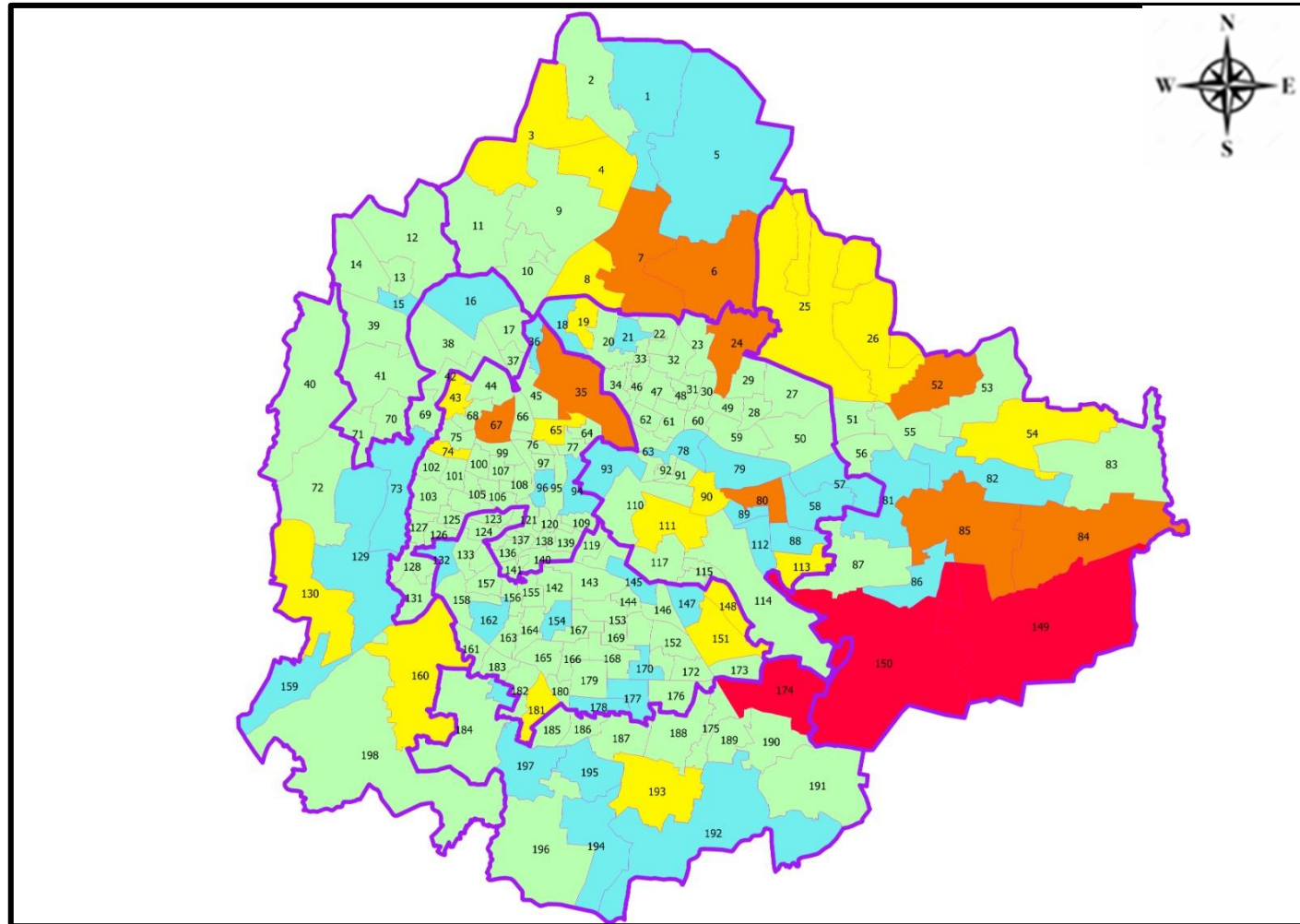
Ward No.	Ward Name	Daily Cases Average
150	Bellanduru	4
174	HSR Layout	3
149	Varthuru	2
84	Hagadur	2
80	Hoysala Nagar	1
6	Thanisandra	1
85	Dodda Nekkundi	1
7	Byatarayanapura	1
24	HBR Layout	1
35	Aramane Nagar	1







## Top 10 wards reporting least number of positive cases in last 7 days

Ward No.	Ward Name	Daily Cases Average
198	Hemmigepura	0
190	Mangammanapalya	0
188	Bilekhali	0
186	Jaraganahalli	0
185	Yelchenahalli	0
184	Uttarahalli	0
183	Chikkalsandra	0
182	Padmanabha Nagar	0
180	Banashankari Temple Ward	0
171	Gurappanapalya	0



# BENGALURU MAP SHOWING INTENSITY OF POSITIVE CASES IN LAST 7 DAYS



-  Level 1 : 0 to 1 Cases
-  Level 2 : 1 to 3 Cases
-  Level 3 : 3 to 5 Cases
-  Level 4 : 5 to 10 Cases
-  Level 5 : More than 10 Cases
-  Zone Boundaries

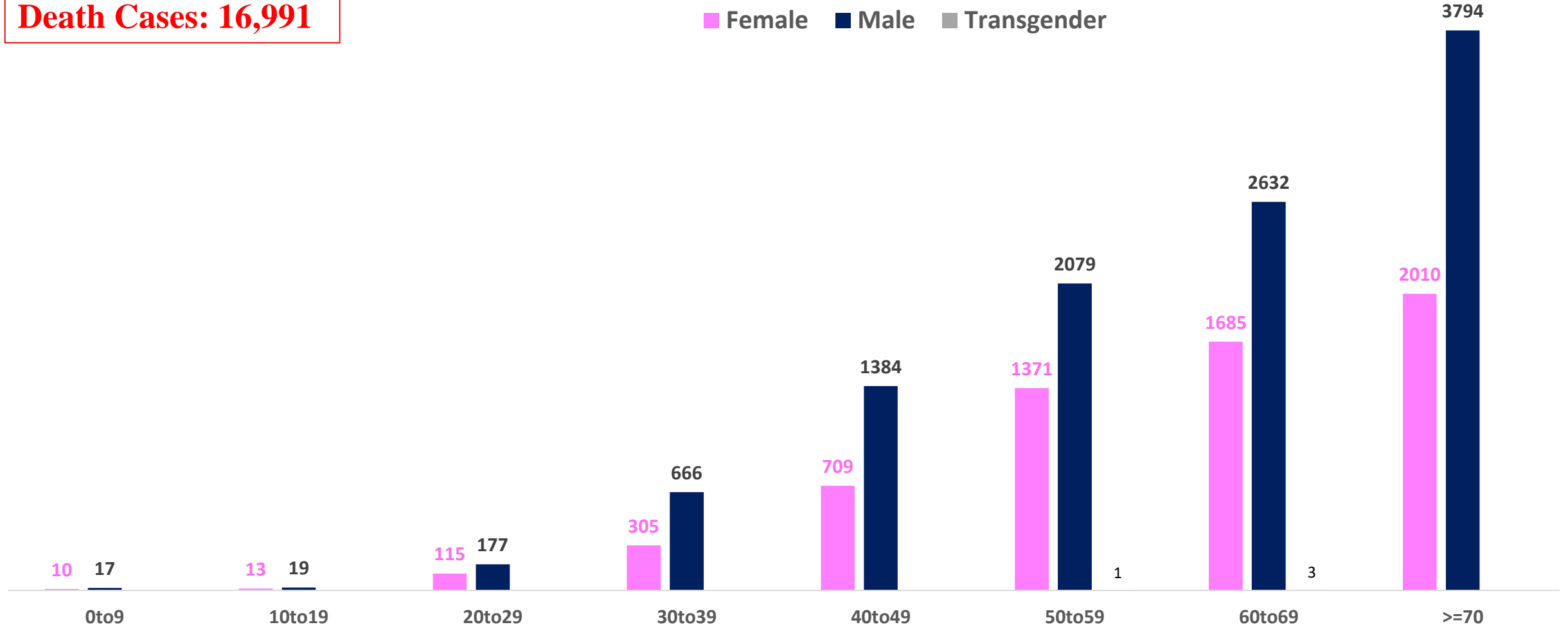




# AGE AND GENDER WISE DISTRIBUTION OF DEATH CASES



**Death Cases: 16,991**





# SNAPSHOT OF COVID-19 CASES IN BENGALURU URBAN



**Total Wards With  
0 Cases\* :  
88**

**Tests Conducted  
on 03.03.2023:  
772**

**Recovery  
Rate\*:  
99.08%**

**Total  
Active Cases :  
266**

**Total Vaccinated  
on 03.03.2023:  
31**

**Positivity  
Rate\* :  
7.06%**

**Active  
Rate\*:  
0.01%**

**Case  
Fatality Rate\* :  
0.00%**





\*Total positive cases In the past 7 days

\*CFR and positivity is for Past 7 days



ಬೃಹತ್ ಬೆಂಗಳೂರು ಮಹಾನಗರ ಪಾಲಿಕೆ  
Bruhat Bengaluru Mahanagara Palike



<b>Download BBMP Bulletin</b>	<a href="https://apps.bbmpgov.in/covid19/mediabulletin.php">https://apps.bbmpgov.in/covid19/mediabulletin.php</a>
<b>To register for vaccination :</b>	<a href="https://selfregistration.cowin.gov.in/">https://selfregistration.cowin.gov.in/</a>
<b>BBMP COVID19 Dashboard:</b>	<a href="https://apps.bbmpgov.in/covid19/">https://apps.bbmpgov.in/covid19/</a>
<b>Follow us on:</b>	 <a href="http://www.facebook.com/bbmp.comm1/">www.facebook.com/bbmp.comm1/</a>
	 <a href="https://twitter.com/BBMPCOMM">twitter.com/BBMPCOMM</a>
	  <a href="https://www.instagram.com/BBMPSplHealth">BBMPSplHealth</a>

Issued by:


Honorable Chief Commissioner, BBMP  
Special Commissioner Health, BBMP  
MD, Bengaluru Smart City Limited

**THANK YOU !**

ಬೃಹತ್ ಬೆಂಗಳೂರು ಮಹಾನಗರ ಪಾಲಿಕೆ  
Bruhat Bengaluru Mahanagara Palike


**List of Functional Namma Clinics**


1



Scan the QR code to  
find Namma Clinic Locations

2



  @BBMPSplHealth

